

506A2 1 002566



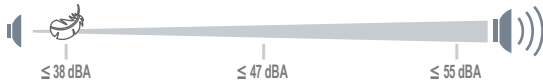
A new generation of intelligent motors that are controlled and monitored via Somfy digital network solutions and animeo IP total solar management system.

Technical Features

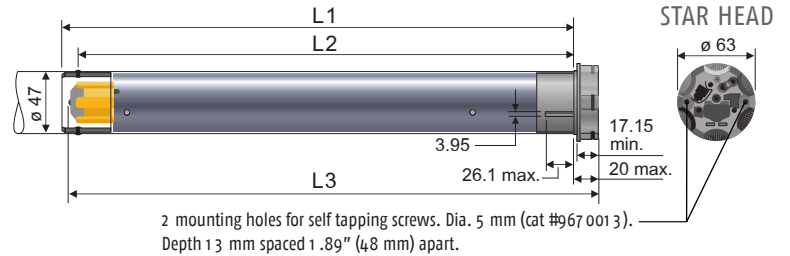
Voltage Supply	1 2 0V AC, 60Hz
Index Protection Rating	IP 31 (interior)
Limit Switch Type	Electronic
Limit Switch Capacity	3 00 Turns
Temperature Working Range	32 °F to 140 °F (0°C to 60°C) (Interior use only)
Insulation Class	Class 1 for 1 2 0V AC
Wiring	Parallel wiring allowed in accordance with NEC and local electrical codes.

Specifications

Torque	6 Nm
* Minimum Torque	0.4 Nm
Nominal Voltage	1 2 0V / 60Hz
Rated Current	.95A
Speed	24 rpm
Thermal Protection	4 minutes
** Sound Level	≤ 38 dBA



Dimensions



Dimensions

L1	33.0 in (838 mm)
L2	32.5 in (825 mm)
L3	33.6 in (853 mm)
SJTW Power Cable Length	9.8 ft (3 m)
Data Cable (must be ordered separately)	Customizable and available in various lengths

Optional cables with NEMA plugs available in 3 ft, 6 ft, 12 ft, 18 ft, 24 ft.

Type of power cable

1 2 0V AC / 60Hz
3 conductor cable



white = neutral
black = hot
green = ground

* Minimum Torque: Minimum application weight to ensure smooth operation.

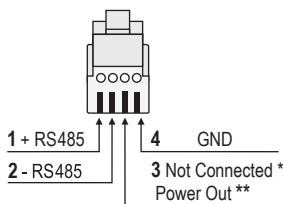
** Sound Level: According to standards ISO 3741 NF 31 022 in dBA ref 1 pW at nominal torque without end product.

Fabrication Recommendations:

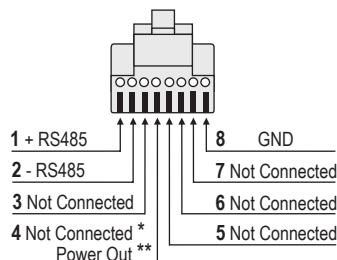
- Operational noise level is reduced when motor, tube, and mechanical accessories are properly adapted to motorized applications.
- Free play must be minimized between the accessories and the end product tube to ensure quiet performance of the motor. Due to the variances of standard aluminum extrusion tolerances, it is recommended to screw the drive wheel & pin end to immobilize them and ensure quiet performance throughout the life of the product.
- Interior Tube Diameter (ID) > 47 mm must be respected.
- A motor crown adaptor between motor and end product tube is required to ensure concentric operation of motor.
- 500 Series Drive Stop and Screw (991 0004) is recommended to prevent noise and drive wheel separation from motor shaft.
- Somfy Soft Clip Drive Wheel Adaptors (brown in color) are not recommended.

Data Cable: RJ9/RJ45 (sold separately)

RJ9 connects to motor



RJ45 connects to network



4 Cond. 26AWG modular cable with RJ9 on one end and RJ45 other end - (RTS, Z-Wave®, ZigBee® modules)

GREY WITH POWER OUT

2.5 ft long	#901 8545
8 ft long	#901 8546
12 ft long	#901 8547
24 ft long	#901 8548

4 Cond. 26AWG modular cable with RJ9 on one end and RJ45 other end - (SDN - animeo IP)

BLACK WITHOUT POWER OUT

2.5 ft long	#901 8541
8 ft long	#901 8542
12 ft long	#901 8543
24 ft long	#901 8544

* Data cable (black) for animeo IP networks

** Data cable (grey) for powering external modules